

# FurnitureLab<sup>TM</sup>

everywhere



## Booth Seating

FurnitureLab.com • 800.449.8677

# Booth Seating

We offer four basic booth styles which we build to your specifications. Select a style and type of back; choose Vinyl Selections (p.125), Fabric Selections (p.122–124) or customer-supplied material for the seat and back. Booths can be produced with a closed black base or an open base using legs. We offer all the standard shapes and can build custom shapes as well.

## Custom Booths

Our ability to build custom booths to your specifications greatly expands the possibilities. You can specify virtually any type of booth shape, dimension, tufting style, or material. We can work from CAD drawings, sketches, or your description and dimensions to build a booth that suits your needs.



These photographs illustrate how we did this for the Big View Diner in Charlotte, NC. We worked with their designer and owner to develop these unique booths. These booths were built to custom dimensions, with special materials and used a tile-like tufting style.



The above shapes were created to fit in their entrance, giving their customers a comfortable place to wait as their table is prepared. We built these shapes using a combination of architectural drawings and field measurements to ensure a good fit.

# Built to Last

FurnitureLab™ booth construction is the best in the industry. Booths take a lot of abuse and we take every precaution to ensure they will perform well.

## Frame

1" solid poplar frame with glued corner blocks and stapled reinforcements at all stress points.

## Seats

Sinusuous type nine-gauge springs on 3.5" centers secured with nonsqueak "E" clips. Springs are covered with Flex-O-Lator® fiber-coated wire stabilizer grid running the length of the seat. Fill consists of cloth layer, poly foam, woven polypropelene fiber batting, and fabric or vinyl surface.

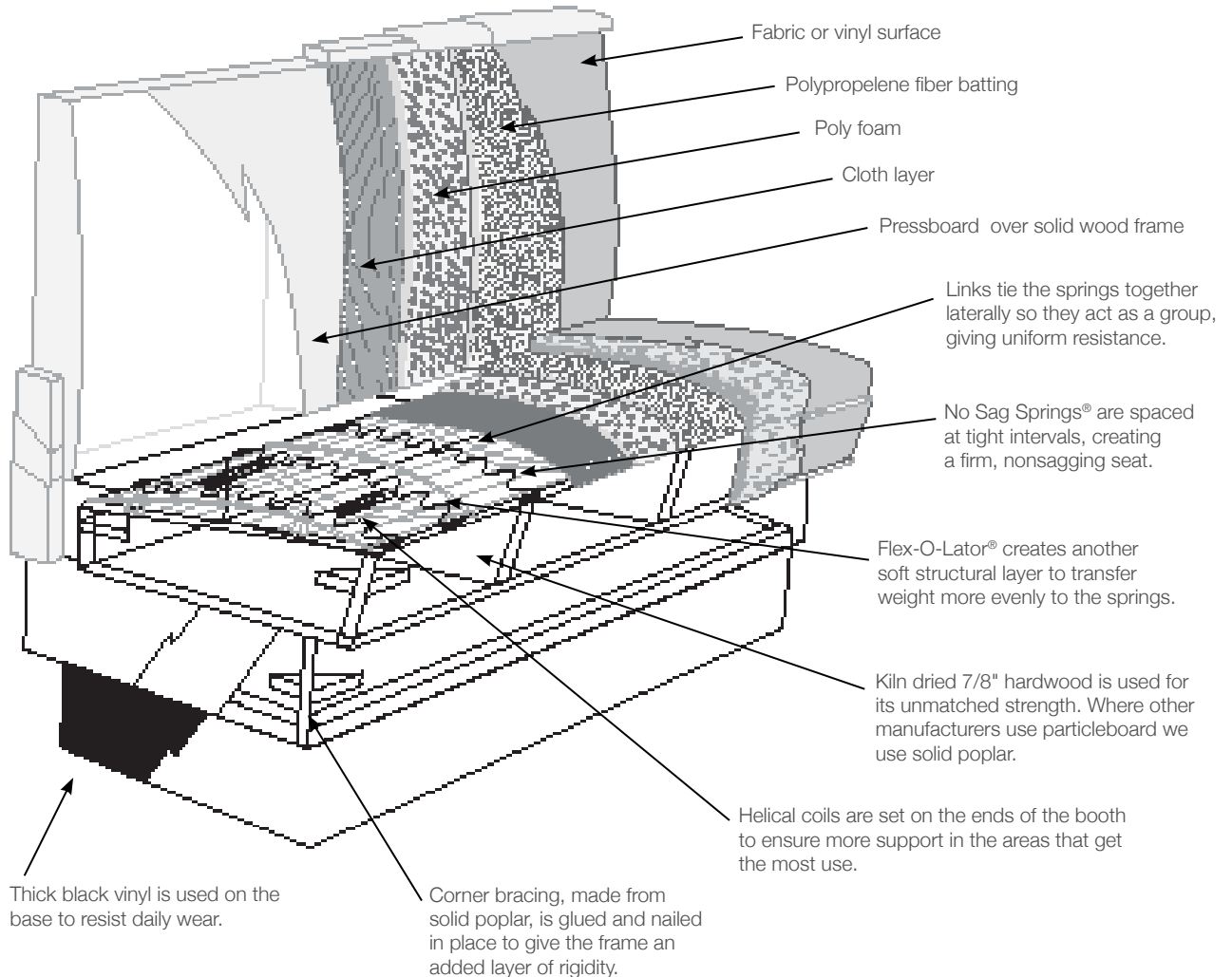
Seats are removable.

## Back

Solid wood frame with presswood backing covered with a cloth layer, polyfoam, woven polypropelene fiber batting, and fabric or vinyl surface

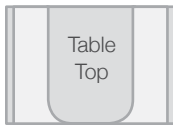
## Base

Made of 7/8" thick solid wood with support stringers and glued corner blocks. Base is covered with high durability black vinyl.

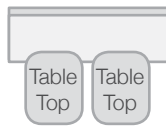


# Standard Booth Shapes

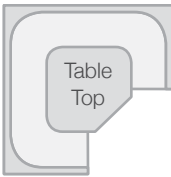
The shapes below are the most common booth shapes used in the food service industry. Designed to accommodate different table top sizes and seating configurations, they are available in standard sizes or can be customized as needed.



**Singles and Doubles**  
 Standard Lengths:  
 30", 48", 60", 72"  
 Seats approx. 1 person  
 per 24" of length



**Wall Bench**  
 Standard Lengths:  
 Any length as needed,  
 built in equal lengths up to 8'.  
 Seats 1-3 people per side  
 depending on length



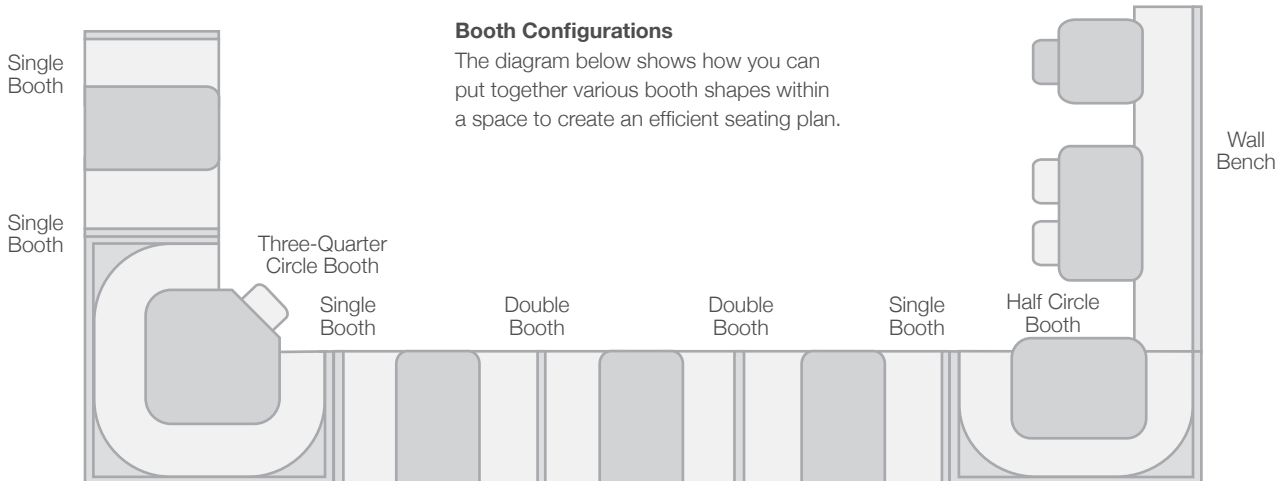
**Three Quarter Circle Booth**  
 Standard Dimensions:  
 48 x 90 x 90 x 48"  
 Top Size: 48 x 48"  
 Seats 4-6 people



**Half Circle Booth**  
 Standard Dimensions:  
 48 x 90 x 48"  
 Top Size: 36 x 48"  
 Seats 2-4 people


## Booth Configurations

The diagram below shows how you can put together various booth shapes within a space to create an efficient seating plan.



# Tufting Styles

We offer many different tufting styles to suit your needs.



**Plain Back**




**V-Shaped 2-Tone**




**Vertical Channels**



**Biscuit Tufted (Hand Tufted)**



**Horizontal Channels**



**Diamond Tufted (Hand Tufted)**

## New Leg Styles

FurnitureLab™ now offers legs as an alternative to the standard black base, making it look more like a piece of furniture than a typical booth.



**Metal: Cylindrical (Adjustable)**



**Metal: Tapered (Adjustable)**



**Wood: Cylindrical**

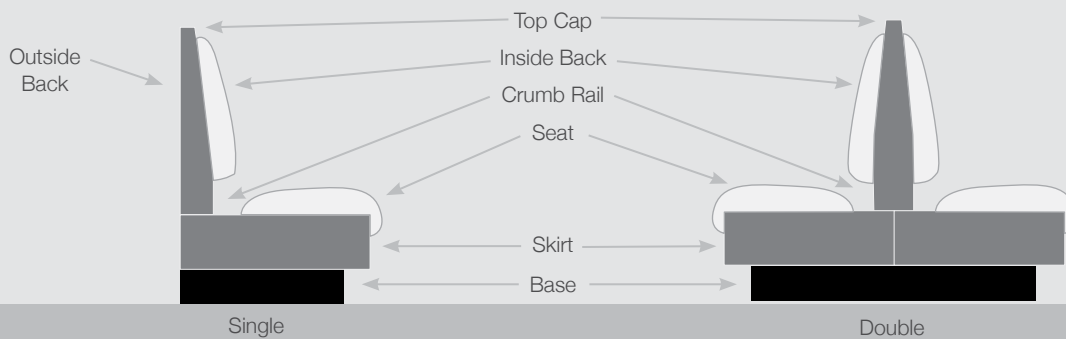


**Wood: Square-Tapered**



**Wood: Traditional**

## Booth Terminology



# Mercury

The Mercury booth is our most popular style. A practical booth that works in any environment, it features a crumb rail and fully upholstered frame.

It is shown here with a Momentum®: Moda-Derby plain back and a Boltaflex®: Manzanita vinyl seat.

## Specifications

Height	36 or 42"
Length	30", 48", 60", 72"
Depth	24.5"
Seat Height	19"
Base Height	6"



FSC certified wood and formaldehyde-free substrate available



Mercury with Metal Tapered (Adjustable) Legs



Mercury with Black Base



Jupiter with Metal Cylindrical (Adjustable) Legs



Jupiter with Black Base

# Jupiter

The Jupiter is a laminate frame booth. This added dimension gives you another level of creativity as you can choose any Wilsonart®, Formica®, Nevamar®, or Pionite® laminate for the frame.

It features a crumb rail and removable back and is shown here with a Wilsonart®: Safron Tigris laminate frame, Momentum®: Sector-Gilded plain back with a Boltaflex®: Chocolate vinyl seat.

### Specifications

Height	36 or 42"
Length	30", 48", 60", 72"
Depth	24.5"
Seat Height	19"
Base Height	6"



All Standard Laminates are GreenGuard® certified, FSC certified wood and formaldehyde-free substrate available




## Venus

With its contemporary, lounge-style design, the Venus stands apart. It makes a strong modern statement as it redefines how a booth can both look and function. Shown with two different kinds of legs, it can also be produced with a standard black base. It is shown here upholstered entirely with Boltaflex®: Natural vinyl.

### Specifications

Height	36 or 42"
Length	30", 48", 60", 72"
Depth	24.5"
Seat Height	19"
Base Height	6"

 FSC certified wood and formaldehyde-free substrate available



Venus with optional Square Button and Wood Square Tapered Legs



Venus with Metal Cylindrical (Adjustable) Legs



Titan Wood Back, Wood Seat with Wood Traditional Legs



Titan Wood Back, Upholstered Seat



Titan Upholstered Back, Wood Seat

# Titan

The Titan is a dynamic booth that offers wood with upholstery in every possible combination. Constructed with a maple frame, it can be finished in a variety of standard or custom stains (p.126) and is protected with 1 coat of catalyzed vinyl sealer and 2 coats of catalyzed conversion semi-gloss varnish.

It features a removable back and crumb rail and is shown here with a medium cherry stained maple frame and Momentum®: Moda-Onyx plain back with a Boltaflex®: Black vinyl seat.

## Specifications

Height	36 or 42"
Length	30", 48", 60", 72"
Depth	24.5"
Seat Height	19"
Base Height	6"



FSC certified wood and formaldehyde-free substrate available



Titan Upholstered Back and Seat with Black Base

# FurnitureLab™

106 South Greensboro Street, Suite E, Carrboro, NC 27510

Call: 800.449.8677

Phone: 919.913.0270

Web: [FurnitureLab.com](http://FurnitureLab.com)

Fax: 919.913.0271

